



# SNS CO-OP Questionnaire

4<sup>th</sup> Edition (2025 data)

18 May 2026

*Projects from calls 1, 2 and 3*

Arda Gureller (Ericsson), Pierre Yves Danet (6G-IA), Carles Anton (CTTC), James Clarke (SETU), Kostas Trichias (6G-IA)



Co-funded by  
the European Union



[smart-networks.europa.eu](https://smart-networks.europa.eu)

# 6G SNS Projects HIGHLIGHTS



[smart-networks.europa.eu](https://smart-networks.europa.eu)



Co-funded by the European Union

JAN 2025

## 79 PROJECTS

DEC 2025

### 1226 Events

328 Organised

898 Supported or contributed



### 1415 Publications

>80% Open access

298 Cross-project publications



### 119 IPR submissions

14 Already granted

21 Projects filed IPR



### 550 Tests & Trials

326 PoCs / Lab Tests

224 Trials / Pilots



### 920 Contributions to standards

### 316 Open-source solutions

197 Open-source contributions

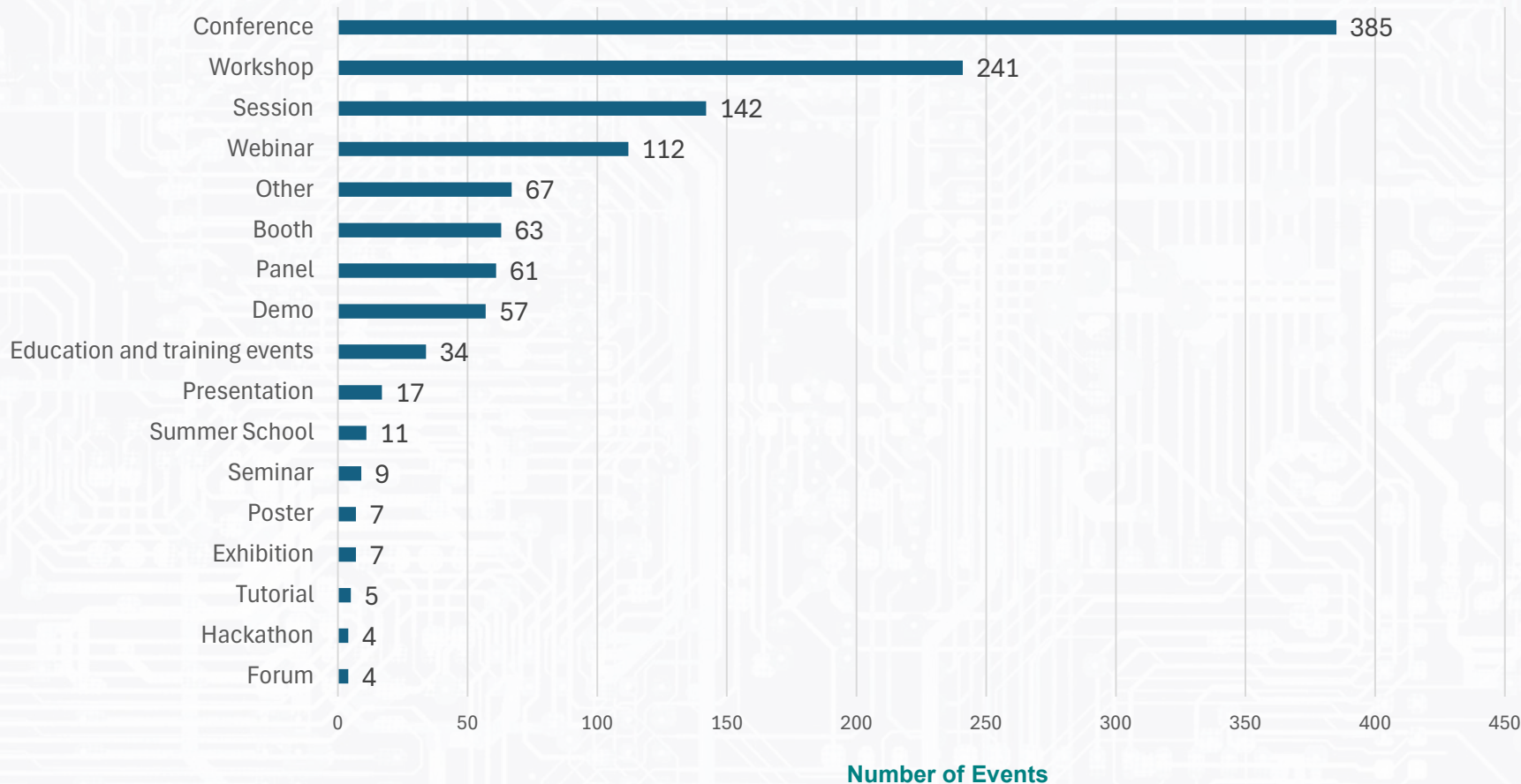
35 Projects contributed to OS communities



# Q1. How many events (webinars, workshops, sessions, panels, keynotes) has your project organised or contributed to in 2025?

## Call 1 & Call 2 & Call 3 Projects (79 Projects)

Events SNS Projects Have Organized or Contributed to



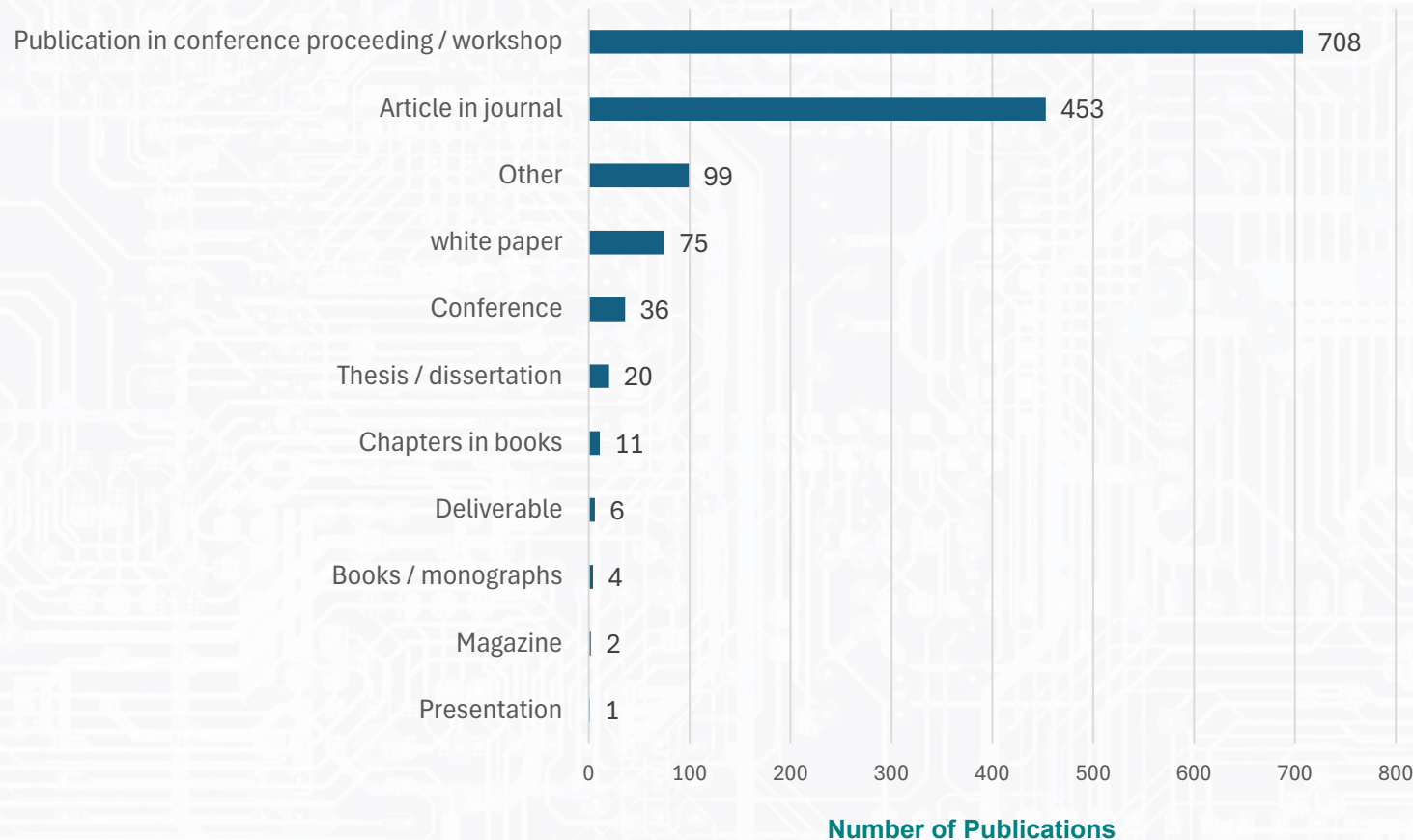
### Key Insights

- **1226 Events** within 2025
  - 328 events organized
  - 898 event contributed to
- Average # events per project  $\approx$  **16**
  - Highest # of events = **47**
  - Lowest # of events = **2**
- Top 5 preferred event venues:
  1. EuCNC & 6G Summit 2025
  2. Mobile World Congress (MWC) 2025
  3. IEEE ICC 2025
  4. IEEE GLOBECOM 2025
  5. IEEE NFV-SDN 2025

**Q2. How many publications (Article in journal, Publication in conference proceeding / workshop, Books / monographs, Chapters in books, Thesis / dissertation, White paper, etc) has your project authored in 2025?**

**Call 1 & Call 2 & Call 3 Projects (79 Projects)**

Type of SNS JU Project Publications

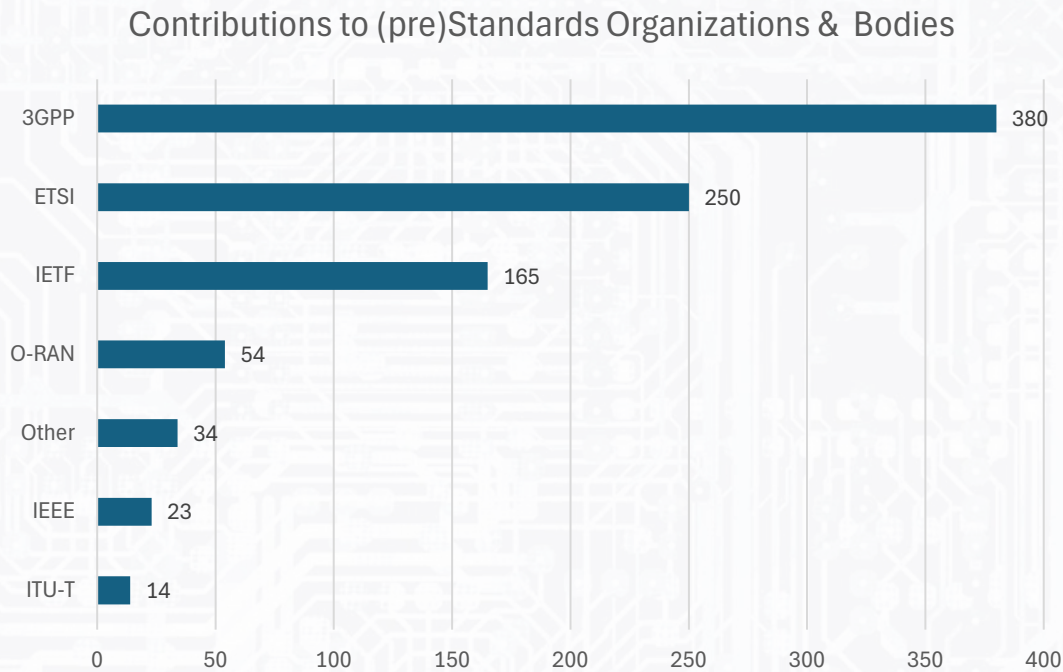


Key Insights

- **1415 publications** within 2025!
- Average # publications per project  $\approx$  **18**
  - Highest # of publications = **66**
  - Lowest # of publications = **2**
- **>80%** available in Open Access
- **298** publications are the result of cross-project collaboration
- Preferred publishers: i) IEEE, ii) Elsevier, iii) Springer
- Preferred conferences: i) IEEE GLOBECOM, ii) IEEE ICC, iii) EuCNC & 6G Summit

### Q3. How many contributions to standards organizations (SDOs) have been submitted by project partners in 2025, stemming directly from project related activities?

#### Call 1 & Call 2 & Call 3 Projects (79 Projects)



#### Key Insights

- 920 Standards contrib. within 2025
- Average # contrib. per project  $\approx$  15
  - Highest # of contrib. = 101
  - Lowest # of contrib. = 1
- Preferred WGs in 3GPP:
  1. SA6
  2. SA1
  3. SA2
- Preferred WGs in ETSI:
  1. TC Data
  2. ISG ISAC
  3. ISG ZSM

Number of Contributions

**Q4. How many Patent or other IPR (Intellectual Property Rights) protection applications, stemming directly from project related activities, have been submitted by project partners in 2025?**

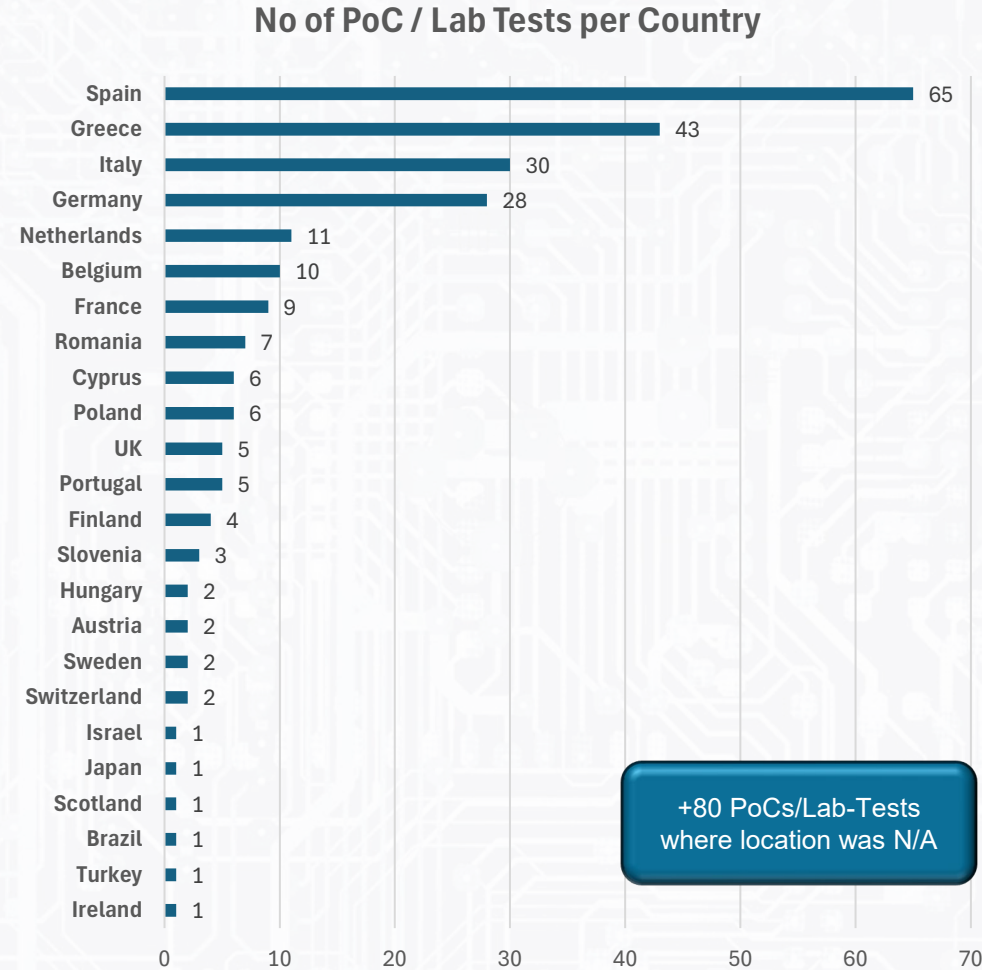
**Call 1 & 2 & 3 Projects (79 Projects)**

### Key Insights

- **119 IPR Submissions** within 2025
  - 14 IPR submissions already granted
- **21 SNS JU Projects** filed IPR
  - Highest # of submissions = **41**
  - Lowest # of submissions = **1**
- **Call 1** projects produced the most IPR (more mature)
- **Stream B** projects produced the most IPR (Innovation driven)
- IPR targeted technologies: i) Network Management and Optimization, ii) Machine Learning and AI, iii) Security and Privacy, iv) Radio and Wireless Technologies

# Q5. How many Proof of Concepts (PoCs) (i.e. TRL3) and/or Lab Tests (i.e. TRL4) has your project executed in 2025?

Call 1 & 2 & 3 Projects (79 Projects)

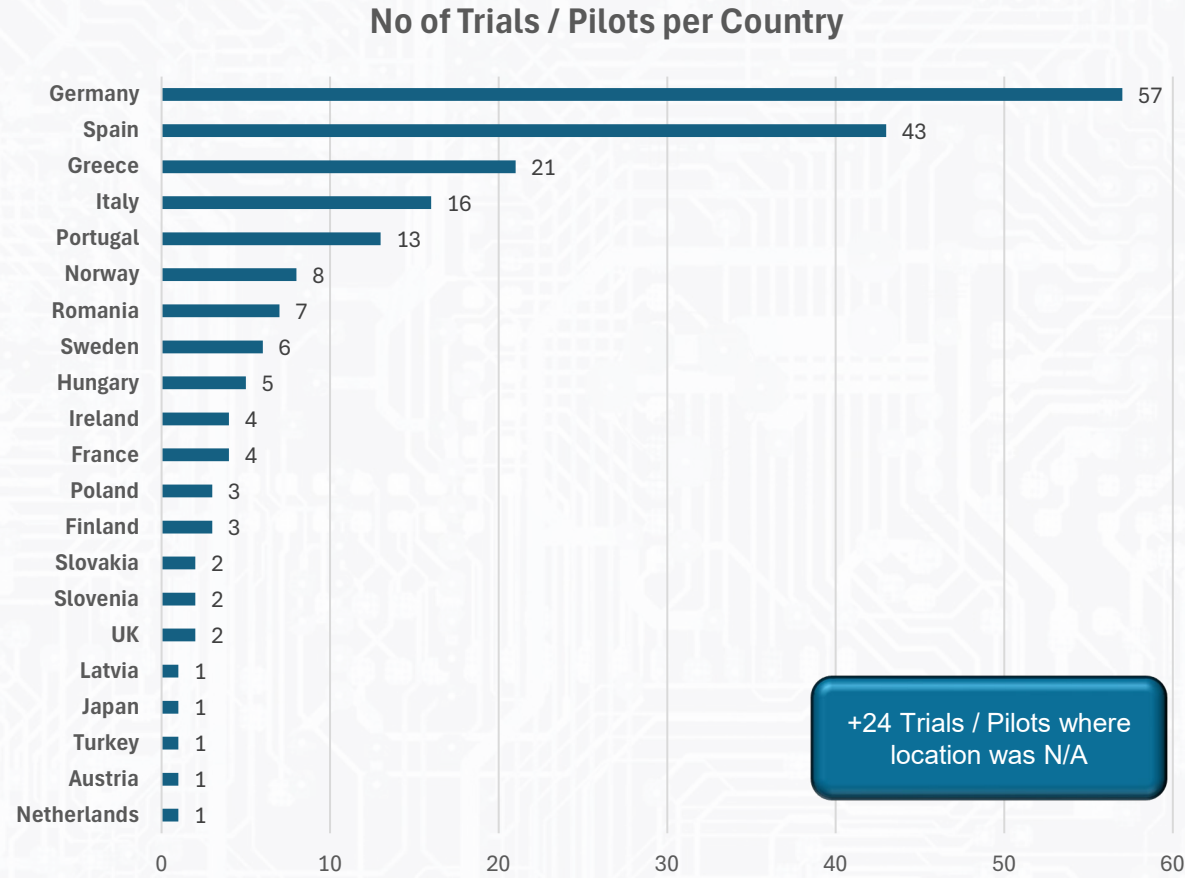


## Key Insights

- 326 PoCs/Lab Tests conducted within 2025
- 40 SNS JU projects conducted PoCs/Lab Tests within 2025
  - Highest # of PoC/Tests = 67
  - Average # of PoC/Tests ≈ 8
  - Lowest # of PoC/Tests = 1
- PoCs/Lab Tests were conducted in 24 countries in 2025
- 193 of the use cases (62%) have been declared Replicable
- Call 1 projects conducted the most PoCs/Lab Tests (224)
- Stream B (Innovation) & Stream D (Experimentation) projects conducted the most PoCs/Lab Tests

# Q6. How many Trials (i.e. TRL5/6) or Pilots (i.e. TRL7) has your project executed in 2025?

Call 1 & 2 & 3 Projects (79 Projects)



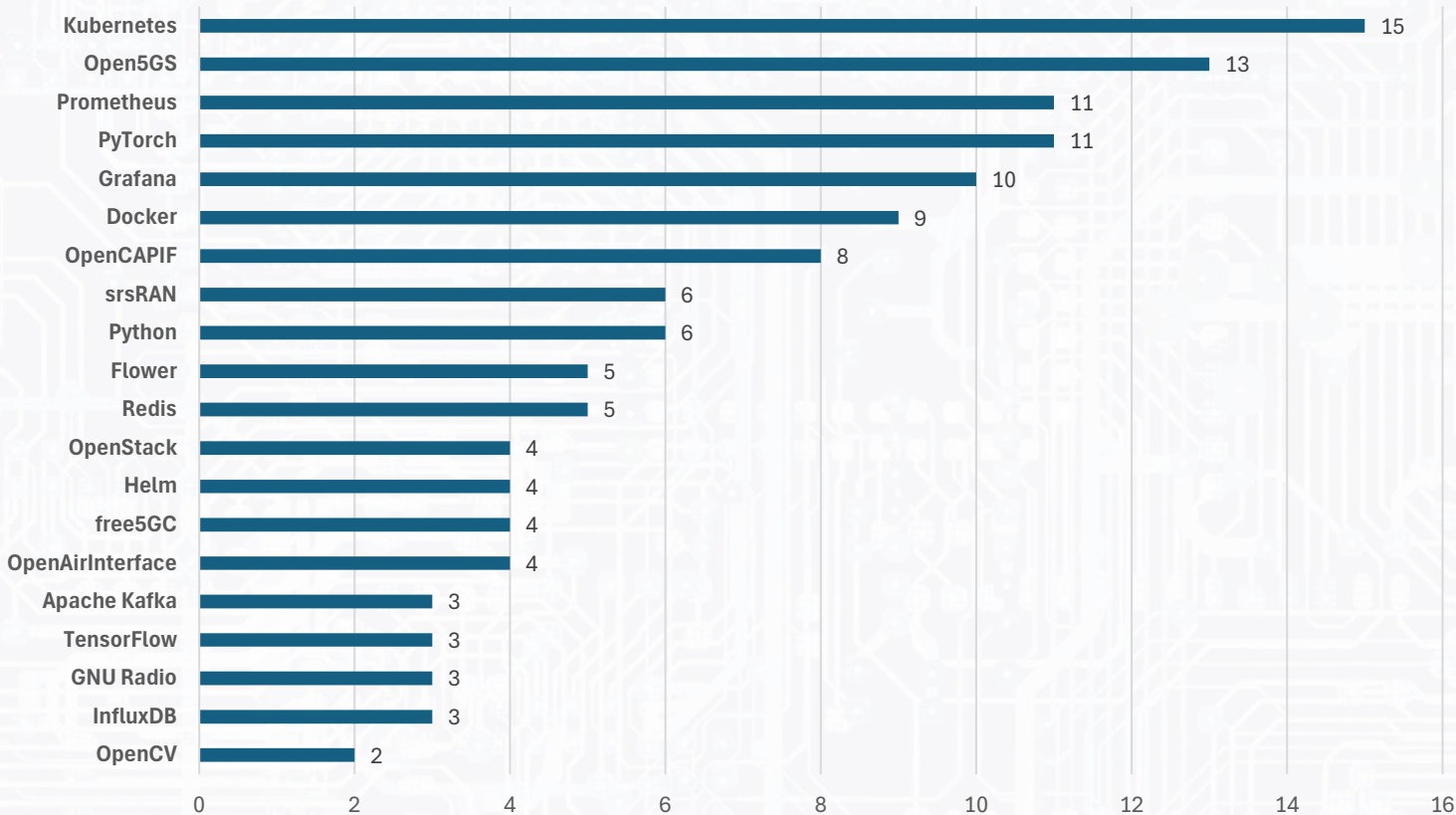
## Key Insights

- 224 Trials / Pilots conducted within 2025
- 16 SNS JU projects conducted Trials / Pilots within 2025
  - Highest # of Trials/Pilots = 111
  - Average # of Trials/Pilots  $\approx$  14
  - Lowest # of Trials/Pilots = 1
- Trials/Pilots were conducted in 21 countries in 2025
- 192 of the use cases (85%) have been declared Replicable
- Call 1 projects conducted the most Trials/Pilots (188)
- Stream D (Experimentation) projects conducted the most Trials/Pilots (200)

# Q7. How many open-source solutions has your project made use of in 2025?

Call 1 & Call 2 & Call 3 Projects (79 Projects)

TOP 20 Open Source tools/solutions used in SNS JU



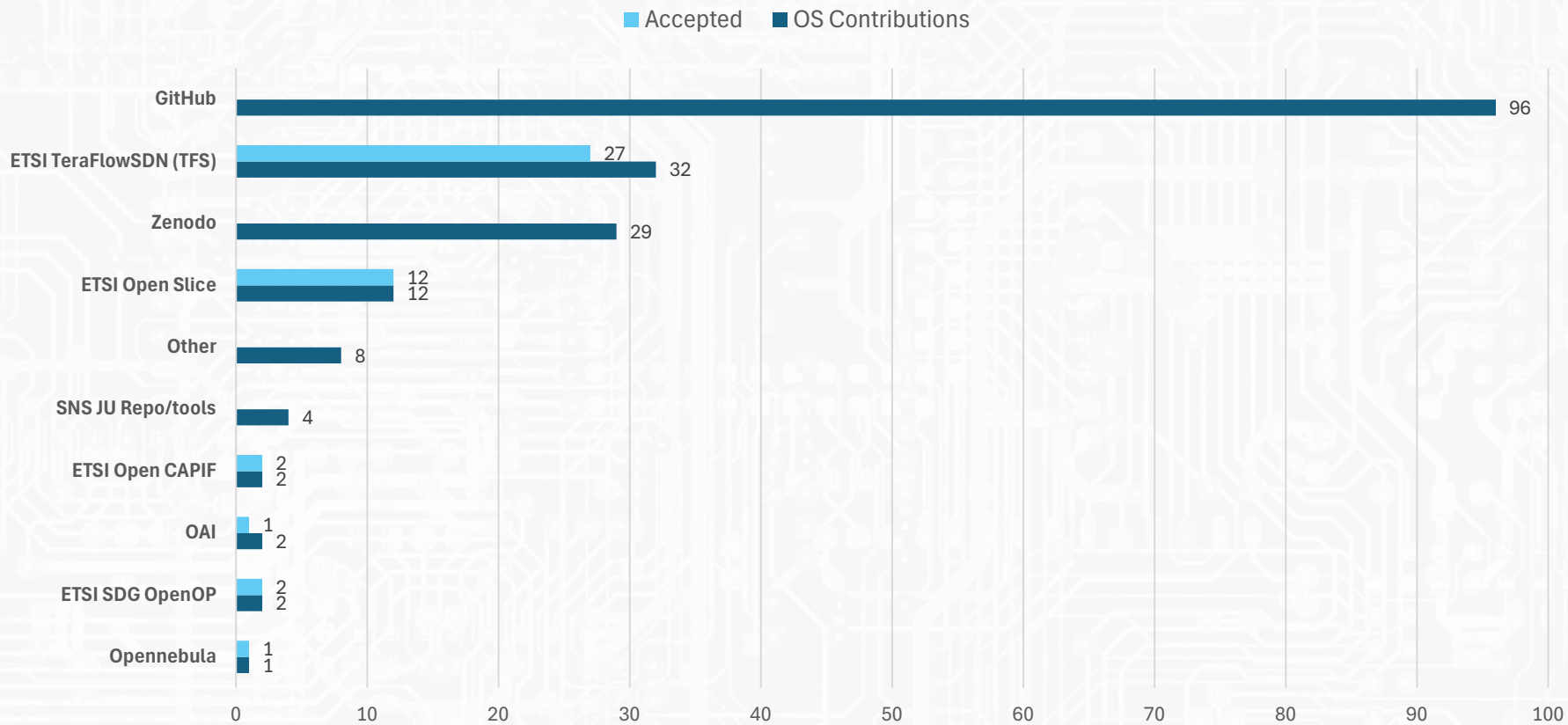
## Key Insights

- **316 Distinct Open-Source Solutions** used within 2025
  - 129 OSS grouped in the TOP 20
  - 187 additional specialized OSS
- **40 SNS JU projects** used open-source solutions
  - Highest # of OSS per project = **65**
  - Lowest # of OSS per project = **1**
- **TOP Application Areas of OSS**
  - **Cloud / Orchestration / Virtualization** (Kubernetes, Docker, OpenStack)
  - **AI/Machine Learning** (PyTorch, TensorFlow, Flower)
  - **Monitoring / Observability** (Prometheus, Grafana, InfluxDB)
  - **5G / 6G Networking Stack** (Open5GS, free5GC, srsRAN, OAI)

# Q8. How many open-source contributions has your project generated & submitted and how many were accepted in the relevant communities in 2025?

Call 1 & Call 2 & Call 3 Projects (79 Projects)

SNS JU Contributions to Open Source communities



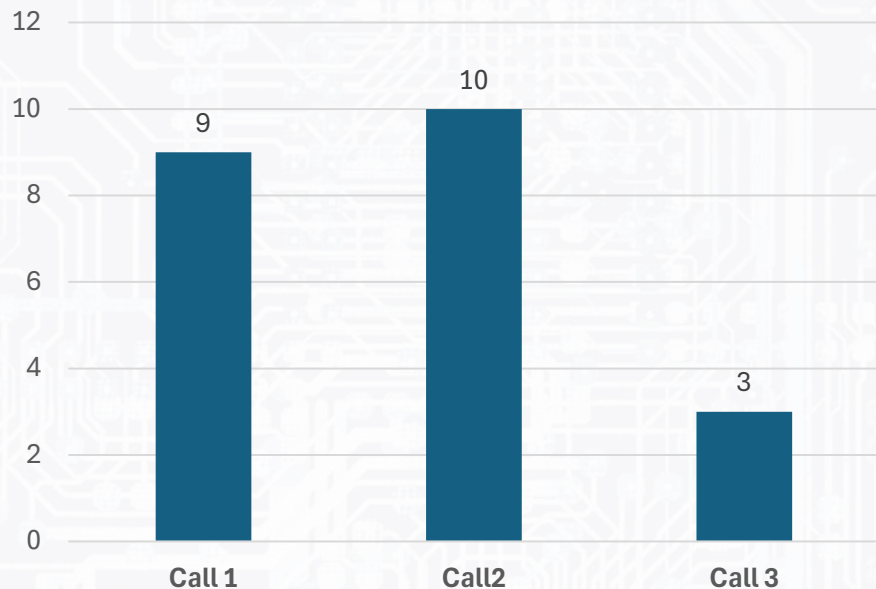
## Key Insights

- 197 contributions to Open-Source communities within 2025
- 35 SNS JU projects contributed to OS communities within 2025
  - Highest # of contributions = 35
  - Lowest # of contributions = 1
- TOP Open-Source repositories
  - Github
  - Zenodo
- Significant SNS JU contributions to ETSI SDGs
  - ETSI TeraFlowSDN by far the most popular
  - Very high acceptance rates

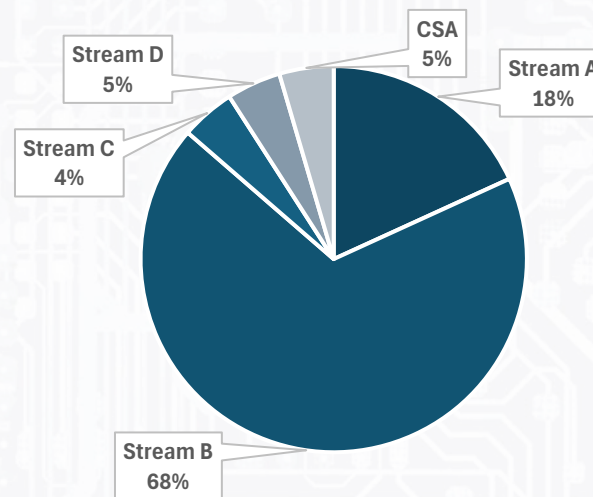
# Q9. Has your project experimented with Energy Efficiency (EE) solutions in 2025?

## Call 1 & Call 2 & Call 3 Projects (79 Projects)

Energy Efficiency experimentation per SNS JU Call



Energy Efficiency experimentation per Stream



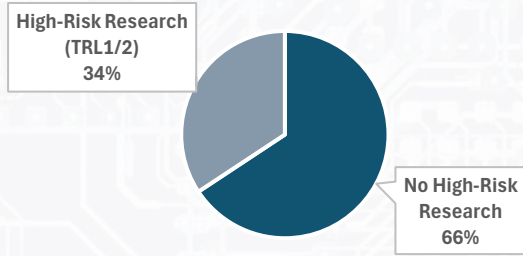
### Key Insights

- 22 SNS JU projects experimented with Energy Efficiency Solutions in 2025
- Call 1 & 2 projects were more heavily engaged with EE than Call 3
- Stream B projects engaged the most with EE experimentation
- Investigated EE solutions include:
  - Energy-aware resource allocation & orchestration (Cloud-Edge-RAN continuum)
  - Energy-efficient communication & radio/network design (sleep modes, DTX, muting, PA blanking)
  - Energy-efficient AI / computing / device-level optimization (FPGA vs CPU/GPU, battery-less, etc.)

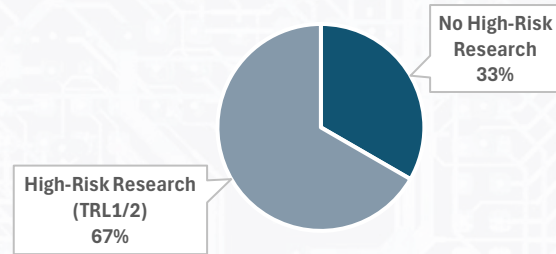
# Q10. High-risk research: Please give your best approximation of what percentage, in terms of budget share, of activities in your project are at levels TRL 1 and 2, and therefore correspond to "high-risk" research?

## Call 1 & 2 & 3 Projects (79 Projects)

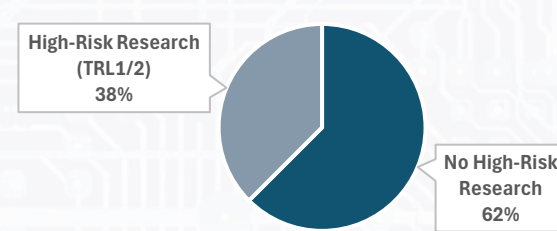
High-Risk Research - Call 1 Projects



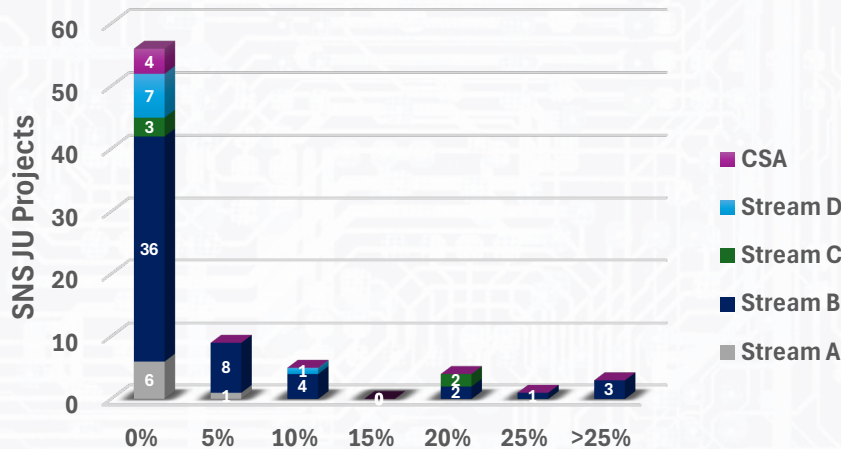
High-Risk Research - Call 2 Projects



High-Risk Research - Call 3 Projects

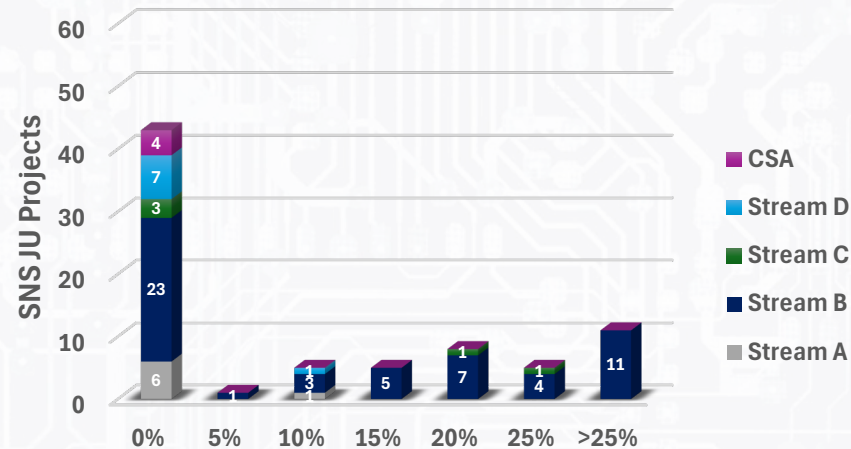


High-Risk Research in SNS JU - TRL1



Project Budget share for High-Risk research

High-Risk Research in SNS JU - TRL2



Project Budget share for High-Risk research

### Key Insights

- 45% of SNS JU projects engage in High-Risk Research (HRR)
  - TRL2 slightly 'stronger' than TRL1
- Per Call Analysis
  - Call 2 projects lead in HRR with 67%
  - Approx. 1/3 Call 1 & 3 projects engage with HRR
- Per Stream Analysis
  - Stream B projects are leading in HRR with ≈ 60%
  - Stream C & D projects marginally engage with HRR
- Main Trends in HRR
  - AI-Native Everything
  - Convergence of Communication, Sensing, and Computing
  - Semantic & goal-oriented comms.

**6G SNS**  
**CO-OP**

**THANK YOU FOR YOUR ATTENTION**

**in** 



Co-funded by  
the European Union

Co-funded by the European Union. Views and opinions expressed are however those of the author(s) only and do not necessarily reflect those of the European Union or the SNS JU. Neither the European Union nor the granting authority can be held responsible for them.

THIS PROJECT  
IS PART OF **6G SNS**  
[smart-networks.europa.eu](http://smart-networks.europa.eu)